


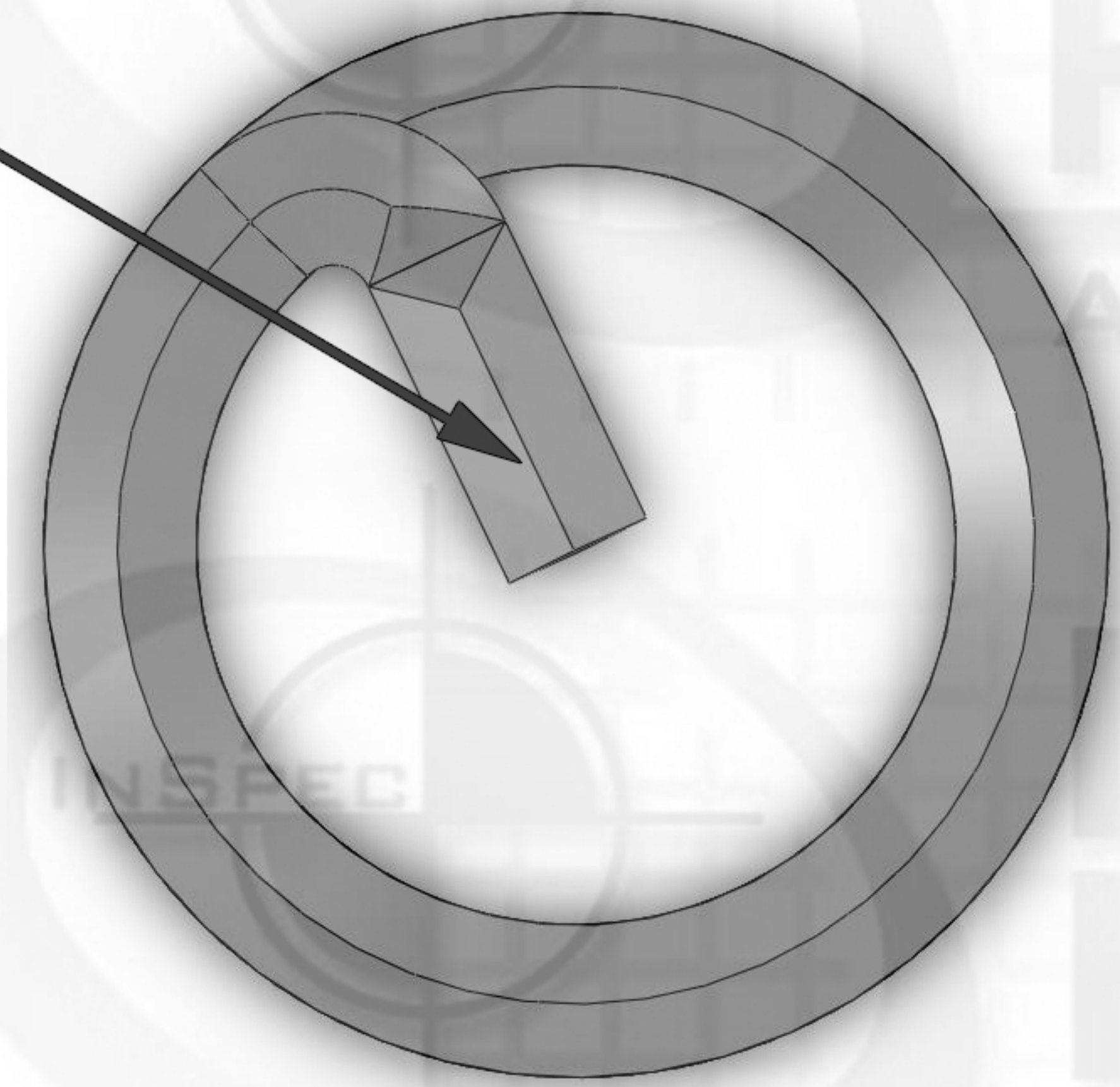
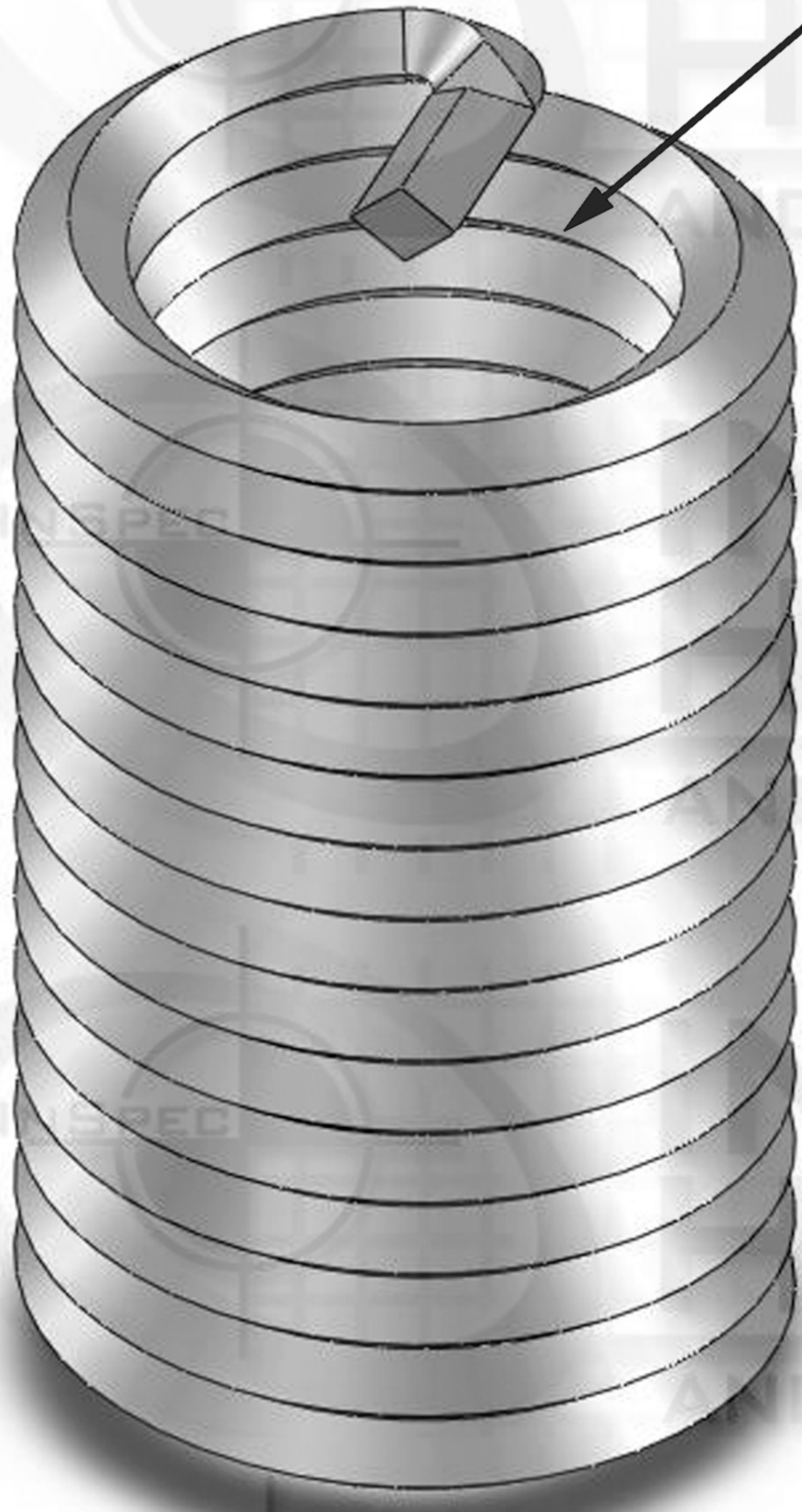
WireSert Locking

| ZONE | | REV. | REVISIONS DESCRIPTION | DATE | APPROVED |
|------|--|------|-----------------------|------|----------|
| | | | | | |

Diameter Thread Pitch

3/4-10

Tang



1.875

Suggested Drill Bit Size 0.7813 (25/32)



PROPRIETARY AND CONFIDENTIAL

THIS DRAWING AND IT'S CONTENT IS THE SOLE PROPERTY OF INDUSTRIAL HARDWARE & SPECIALTIES,INC.. ANY REPRODUCTION IN PART OR AS A WHOLE WITHOUT THE WRITTEN PERMISSION OF INDUSTRIAL HARDWARE & SPECIALTIES,INC. IS STRICTLY PROHIBITED.

| | | | | | |
|-------------|---------|--|-----------|------|------|
| | | MILITARY STANDARD MS21209-C1225 | DRAWN | NAME | DATE |
| | | | CHECKED | | |
| | | | ENG APPR. | | |
| | | TH. STANDARD: ANSI/ASME ACRONYM: UNC ROTATION: Right-Hand MATERIAL FINISH Stainless Steel 18-8 | MFG APPR. | | |
| | | | Q.A. | | |
| | | | | | |
| NEXT ASSY | USED ON | PART NUMBER 35L7C-C8JJ-07525-0F | COMMENTS: | | |
| | | | | | |
| APPLICATION | | DO NOT SCALE DRAWING | | | |



**17-B KENTUCKY AVENUE
PATERSON, NEW JERSEY 07503
TEL: 973-684-4010 FAX: 973-684-3095
email: TechSupport@industrialhardware.com
www.industrialhardware.com**

| | | |
|------------|-------------|--------------|
| SIZE | DWG. NO. | REV. |
| A | | |
| SCALE: 1:8 | WEIGHT: 1.1 | SHEET 1 OF 1 |