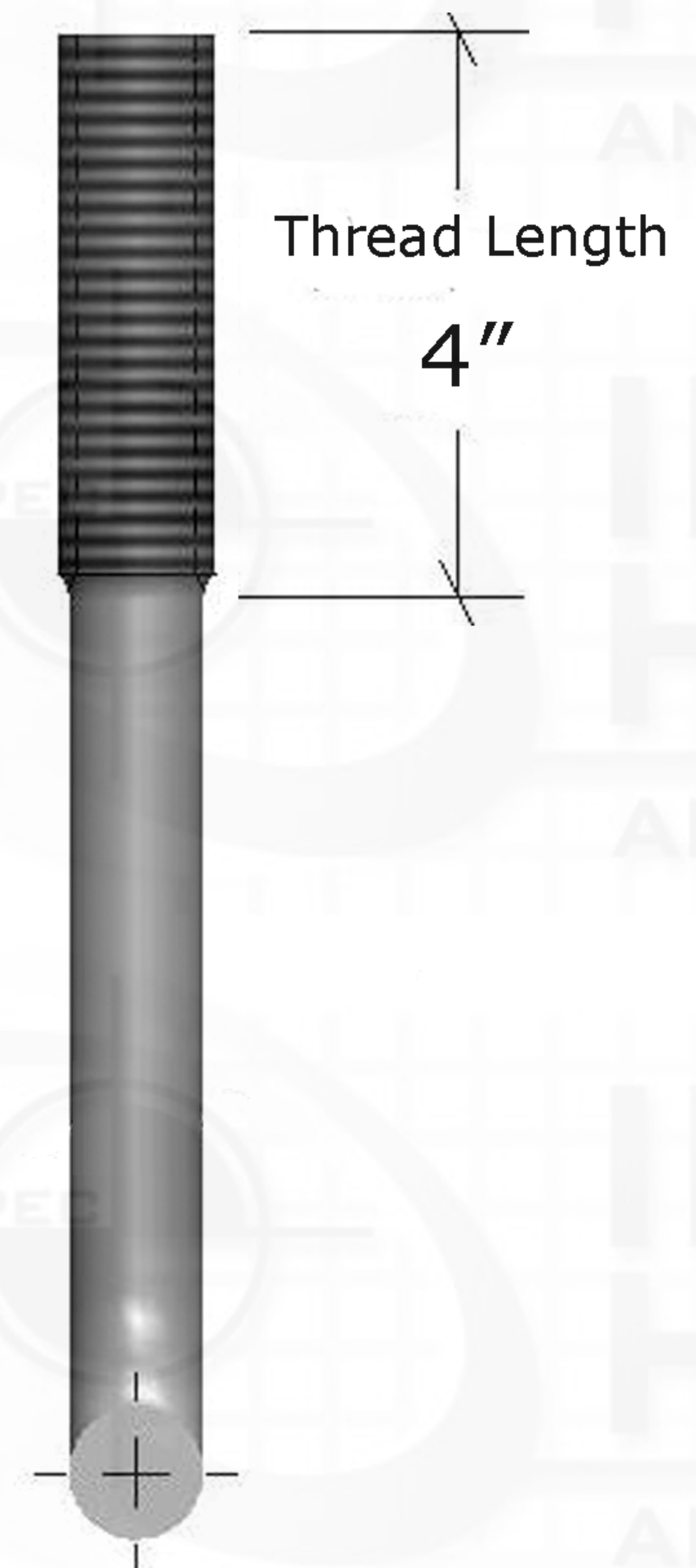
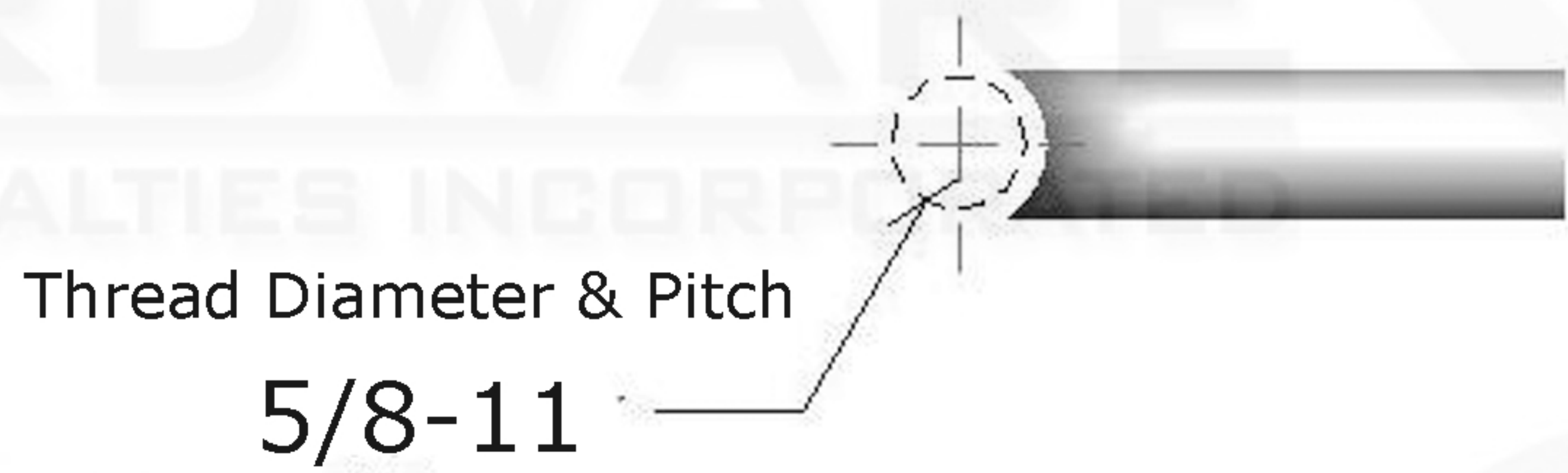
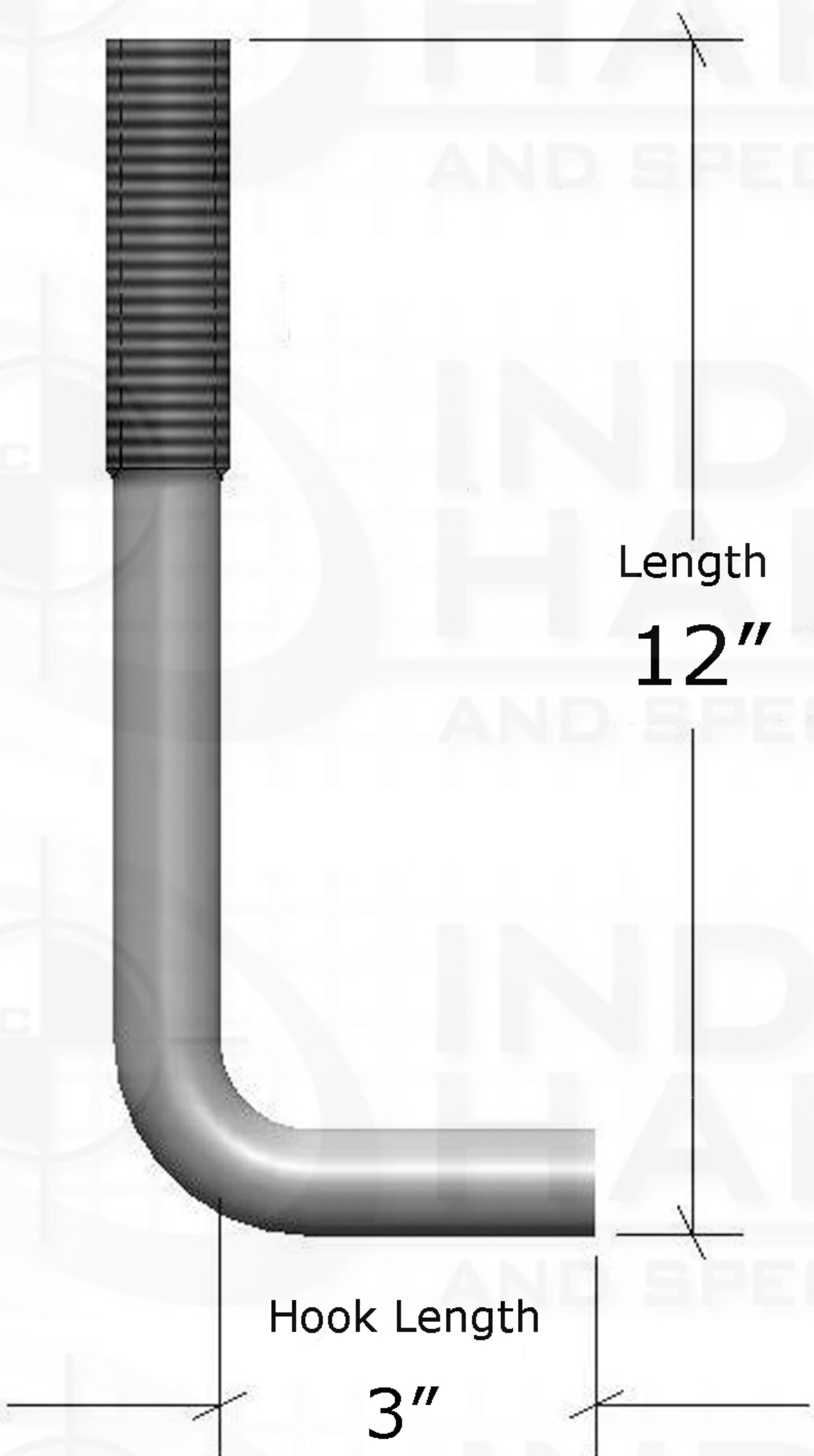


ZONE		REV.	REVISIONS DESCRIPTION	DATE	APPROVED



**PROPRIETARY AND CONFIDENTIAL**

THIS DRAWING AND IT'S CONTENT IS THE SOLE PROPERTY OF INDUSTRIAL HARDWARE & SPECIALTIES,INC.. ANY REPRODUCTION IN PART OR AS A WHOLE WITHOUT THE WRITTEN PERMISSION OF INDUSTRIAL HARDWARE & SPECIALTIES,INC. IS STRICTLY PROHIBITED.

DIMENSIONS ARE IN INCHES TOLERANCES: FRACTIONAL ± 1/64" ANGULAR: MACH ± 1° BEND ± 1° TWO PLACE DECIMAL ± .01" THREE PLACE DECIMAL ± .005" CONCENTRICITY T.I.R. = .005"		NAME	DATE
MATERIAL FINISH Low Carbon Steel C1008-C1018 Hot Dip Galvanized		DRAWN	
PART NUMBER 121-06.12.030.04-G07		CHECKED	
NEXT ASSY	USED ON	ENG APPR.	
APPLICATION		MFG APPR.	
DO NOT SCALE DRAWING		Q.A.	
		COMMENTS:	



**17-B KENTUCKY AVENUE  
PATERSON, NEW JERSEY 07503  
TEL: 973-684-4010 FAX: 973-684-3095  
email: TechSupport@industrialhardware.com  
www.industrialhardware.com**

SIZE	DWG. NO.	REV.
<b>A</b>		
SCALE: 1:8	WEIGHT: 1.0116 lbs ea	SHEET 1 OF 1