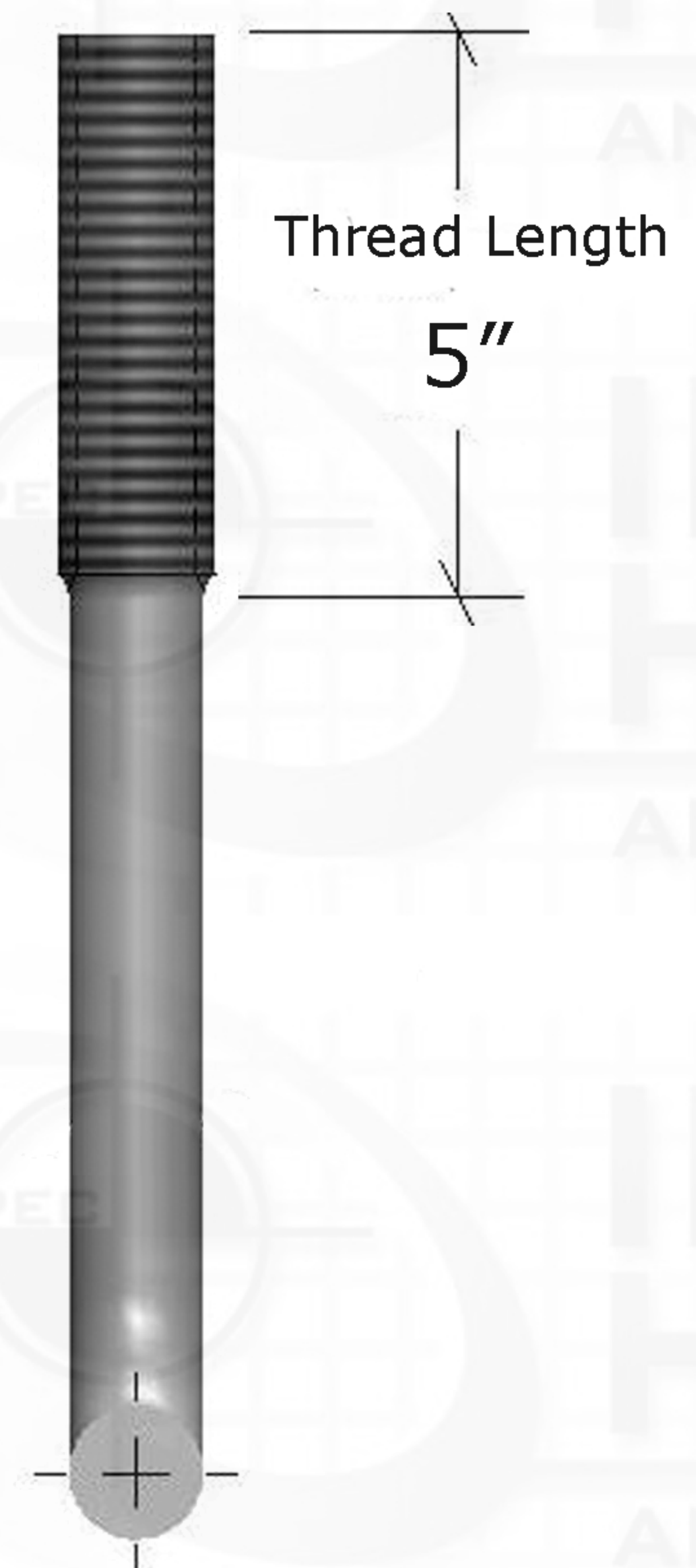
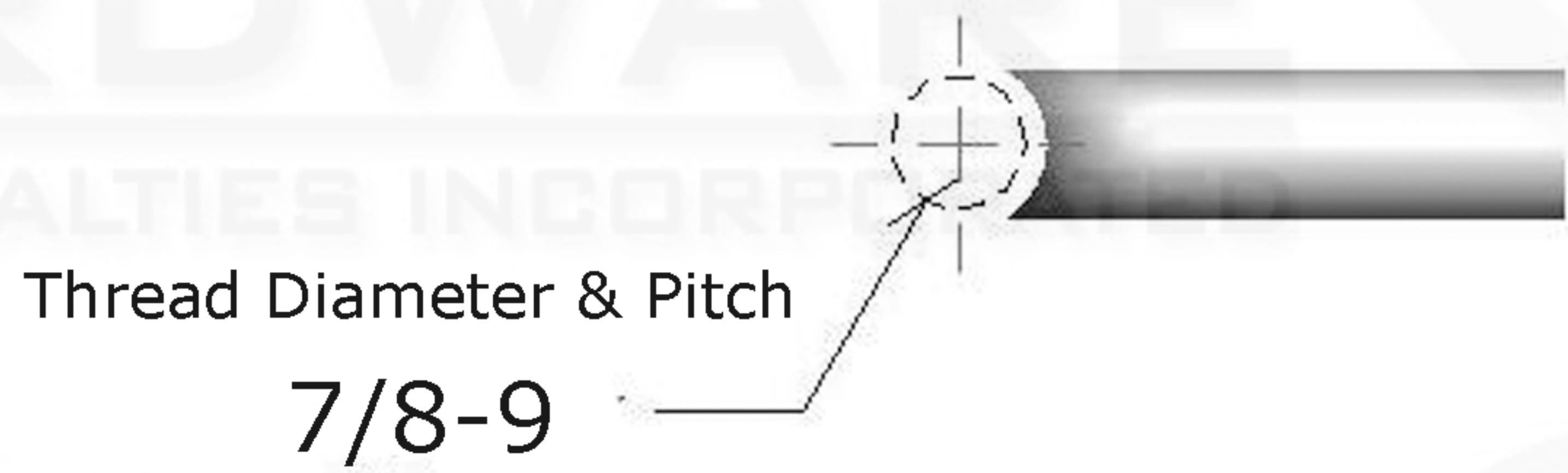
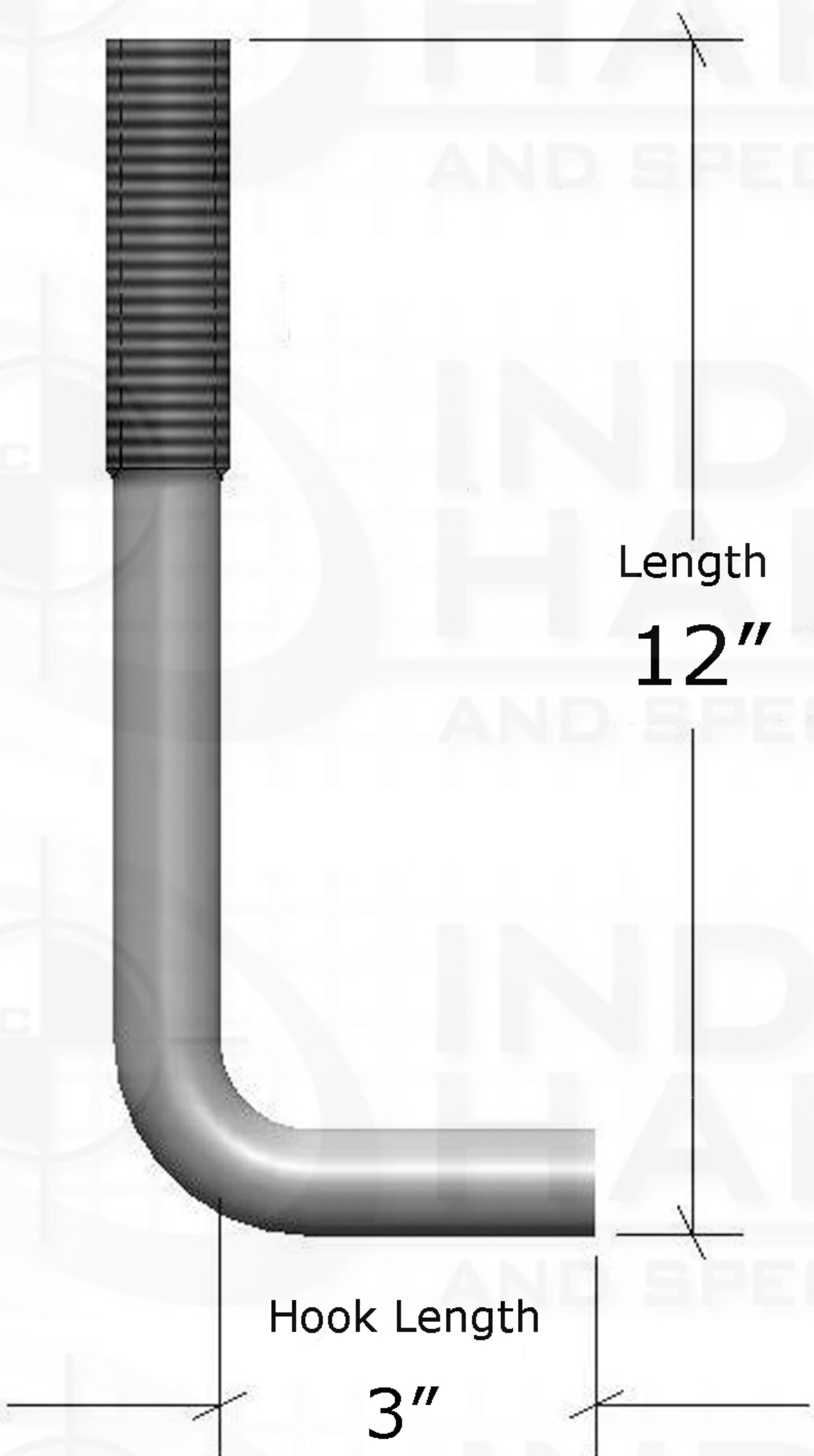


		REVISIONS			
ZONE	REV.	DESCRIPTION		DATE	APPROVED



**PROPRIETARY AND CONFIDENTIAL**

THIS DRAWING AND IT'S CONTENT IS THE SOLE PROPERTY OF INDUSTRIAL HARDWARE & SPECIALTIES,INC.. ANY REPRODUCTION IN PART OR AS A WHOLE WITHOUT THE WRITTEN PERMISSION OF INDUSTRIAL HARDWARE & SPECIALTIES,INC. IS STRICTLY PROHIBITED.

		DIMENSIONS ARE IN INCHES TOLERANCES: FRACTIONAL $\pm 1/64"$ ANGULAR: MACH $\pm 1^\circ$ BEND $\pm 1^\circ$ TWO PLACE DECIMAL $\pm .01"$ THREE PLACE DECIMAL $\pm .005"$ CONCENTRICITY T.I.R. = $.005"$	NAME	DATE
		MATERIAL FINISH ASTM F1554-Grade 55 Hot Dip Galvanized	DRAWN	
		PART NUMBER 121-08.12.030.05VG07	CHECKED	
NEXT ASSY	USED ON		ENG APPR.	
		APPLICATION	MFG APPR.	
		DO NOT SCALE DRAWING	Q.A.	
			COMMENTS:	



**17-B KENTUCKY AVENUE  
PATERSON, NEW JERSEY 07503  
TEL: 973-684-4010 FAX: 973-684-3095  
email: TechSupport@industrialhardware.com  
www.industrialhardware.com**

SIZE <b>A</b>	DWG. NO.	REV.
SCALE: 1:8	WEIGHT: 2.0625 lbs ea	SHEET 1 OF 1